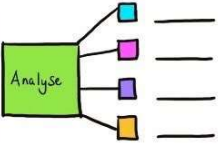
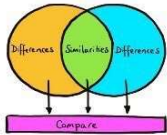
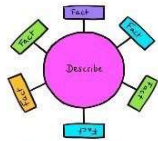
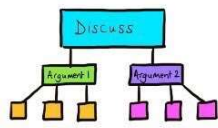
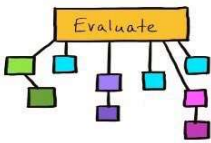
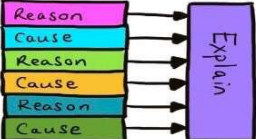



# EXAM COMMAND WORDS an Impact Wales Guide

We provide bespoke research-informed school support designed for impact. To find out more [www.impact.wales](http://www.impact.wales)

<p>@ImpactWales Analyse</p>	<p>Break down into its fundamental parts and examine each in detail, stating its significance.</p>		<p>key point 1 this shows/operates/gives/illustrates. Name and describe each key point.</p>
<p>Compare</p>	<p>Identify differences and similarities between two or more sources of evidence.</p>		<p>however, whereas, larger than, greater, smaller, more than....</p>
<p>Describe</p>	<p>Write about the features of a source of evidence using factual details.</p>		<p>patterns, trends, characteristics, distributions, effects, relationships</p>
<p>Discuss</p>	<p>Build up a balanced argument with supporting details.</p>		<p>Fact.. this is supported by shown by, you can see that, exemplified by, an example of this is....</p>
<p>Evaluate</p>	<p>Make a judgement about or give an opinion on a source of evidence, backed up by supporting details.</p>		<p>This shows that.... I believe that... In my opinion... The evidence shows us that....</p>
<p>Explain</p>	<p>Give reasons or causes for. Show an understanding of how or why something has occurred.</p>		<p>this happened and this shows... causes a reaction... shows how it can/will</p>
<p>Summarise</p>	<p>Draw your key ideas and key points on a source of evidence together in one short section of writing.</p>		<p>Must be: Concise, accurate, objective Condenses information into key points.</p>